

Mono PERC 210mm 132 Cells


# MS(650-675)MB-66H Silver Frame

650/655/660/665/670/675 WP




## High customer value

- Lower LCOE (Levelized Cost Of Energy), reduced BOS (Balance Of System) cost, shorter payback time
- Lower guaranteed first year and annual degradation
- Designed for compatibility with existing mainstream system components
- Higher return on Investment




## High energy yield

- Excellent IAM (Incident Angle Modifier) and low irradiation performance, validated by 3rd party certifications
- The unique design provides optimized energy production under inter-row shading conditions



## High reliability

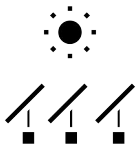
- Minimized micro-cracks with innovative non-destructive cutting technology
- Ensured PID resistance through cell process and module material control
- Resistant to harsh environments such as salt, ammonia, sand, high temperature and high humidity areas
- Mechanical performance up to 5400 Pa positive load and 2400 Pa negative load
- Class-C fire safety test passed




## High power up to 675W

- Large area cells based on 210mm silicon wafers and 1/2-cut cell technology
- Up to 21.7% module efficiency with high density interconnect technology
- Multi-busbar technology for better light trapping effect lower series resistance and improved current collection

## APPLICATIONS >>



Ground power plants



Commercial/  
industrial roof-tops

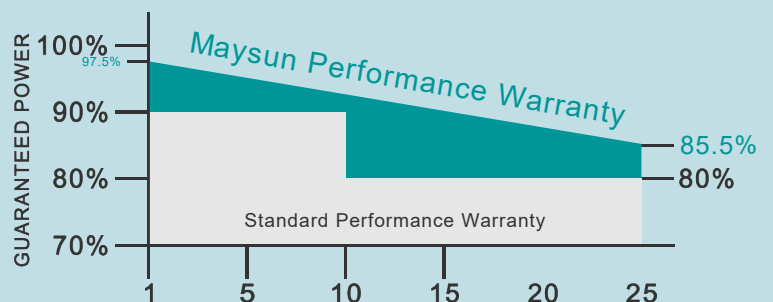


## MAXIMUM EFFICIENCY


# 21.7%

## POSITIVE POWER TOLERANCE

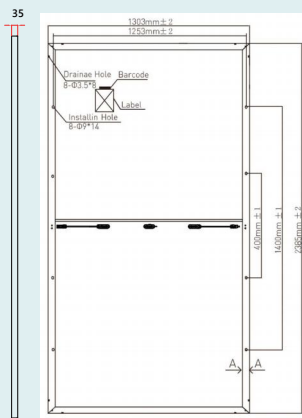
# 0 ~ +5W



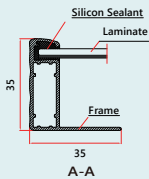
### DIMENSIONS OF PV MODULE(mm)



Front View

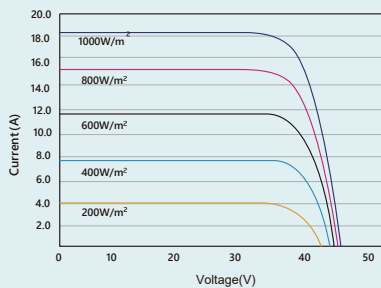


Back View

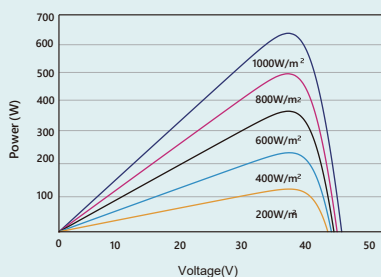


A-A

### I-V CURVES OF PV MODULE(650W)



### P-V CURVES OF PV MODULE(650W)



### ELECTRICAL DATA (STC)

Peak Power Watts- $P_{MAX}$ (Wp)*	650	655	660	665	670	675
Power Tolerance- $P_{MAX}$ (W)	0 ~+5					
Maximum Power Voltage- $V_{MPP}$ (V)	37.4	37.6	37.8	38.0	38.2	38.4
Maximum Power Current- $I_{MPP}$ (A)	17.38	17.42	17.46	17.50	17.54	17.58
Open Circuit Voltage- $V_{OC}$ (V)	45.2	45.4	45.6	45.8	46.0	46.2
Short Circuit Current- $I_{SC}$ (A)	18.46	18.50	18.55	18.60	18.65	18.70
Module Efficiency $\eta_m$ (%)	20.9	21.0	21.2	21.4	21.5	21.7

STC: Irradiance 1000W/m<sup>2</sup>, Cell Temperature 25°C,  
Air Mass AM1.5. \*Measuring tolerance: ±3%.

### ELECTRICAL DATA (NOCT)

Maximum Power- $P_{MAX}$ (Wp)	492	496	500	504	509	513
Maximum Power Voltage- $V_{MPP}$ (V)	34.9	35.1	35.3	35.5	35.7	35.9
Maximum Power Current- $I_{MPP}$ (A)	14.09	14.13	14.18	14.22	14.27	14.31
Open Circuit Voltage- $V_{OC}$ (V)	42.6	42.8	43.0	43.2	43.4	43.6
Short Circuit Current- $I_{SC}$ (A)	14.85	14.88	14.92	14.96	15.00	15.04

NOCT: Irradiance at 800W/m<sup>2</sup>, Ambient Temperature 20°C, Wind Speed 1m/s.

### MECHANICAL DATA

Solar Cells	Monocrystalline
Cell Orientation	132 cells
Module Dimensions	2385×1303×35 mm (93.85×51.29×1.38 inches)
Weight	35.7 kg
Glass	3.2 mm (0.13 inches), High Transmission, AR Coated Heat Strengthened Glass
Encapsulant Material	EVA
Backsheet	White
Frame	35 mm(1.38 inches) Silver, anodized aluminium alloy
J-Box	IP 68 rated (3 bypass diodes)
Cables	Photovoltaic Technology Cable 4.0mm <sup>2</sup> (0.006 inches <sup>2</sup> ) Portrait: N 300mm/P 300mm(11.8/11.8 inches) Length can be customized
Connector	MC4 Compatible

\*Please refer to regional datasheet for specified connector.

### TEMPERATURE RATINGS

NOCT(Nominal Operating Cell Temperature)	43°C (±2°C)
Temperature Coefficient of $P_{MAX}$	- 0.34%/°C
Temperature Coefficient of $V_{OC}$	- 0.25%/°C
Temperature Coefficient of $I_{SC}$	0.04%/°C

### MAXIMUM RATINGS

Operational Temperature	- 40 ~ +85°C
Maximum System Voltage	1500V DC (IEC)
	1000V DC (IEC)
Max Series Fuse Rating	25A

### WARRANTY

- 15 year Product Workmanship Warranty
- 25 year Power Warranty
- 2.5% first year degradation
- 0.5% Annual Power Attenuation

\*Please refer to product warranty for details.

### PACKAGING CONFIGURATION

- Modules per pallet: 31 pieces
- Modules per 40' container: 558 pieces



CAUTION: READ SAFETY AND INSTALLATION INSTRUCTIONS BEFORE USING THE PRODUCT.

© 2021 Maysun Solar Co.,Ltd. All rights reserved. Specifications included in this datasheet are subject to change without notice.

Website: [www.maysunsolar.com](http://www.maysunsolar.com)