


Mono HJT 210mm 132 Cells

# MS(675-710)JT-66H Silver Frame Bifacial

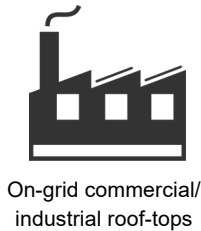
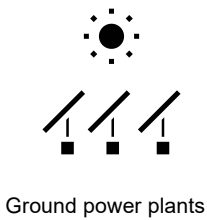
675/680/685/690/695/700/  
705/710 WP



## Advanced Solar Technology HJT



### APPLICATIONS >>




#### High bifacial rate

The HJT cell uses a symmetrical front and back structure, showing an ultra-high bifacial rate. The maximum power generation power on the back can reach 95%.



#### High stability

HJT N-type silicon is doped with phosphorus, and the surface is TCO film, which abandons the insulating layer. Therefore, HJT cell completely eliminates the PID and LID effects, which ensures the long-term stability of the system.



#### Low temperature coefficient

The power temperature coefficient of HJT PV modules is only  $-0.24\%/^{\circ}\text{C}$ . HJT modules operating in hot environments can bring more power generation gains.




#### Consistent color

Due to the characteristics of HJT cell process, HJT module color is basically the same without color difference. It creates a beautiful and coherent visual effect.



#### High profitability

With cutting-edge technology and excellent performance, within the product life cycle, the return on investment of HJT modules is 18% higher than that of PERC modules and 12% higher than that of Topcon modules.



#### High flexibility

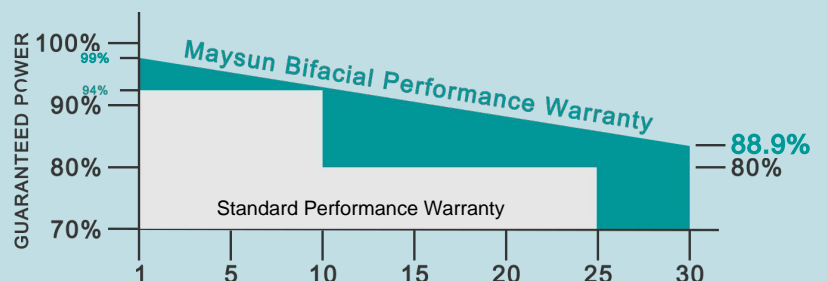
Because of the excellent cell flexibility of HJT modules, the risk of module cracks during transportation and installation is reduced. The reliability of the power station is improved.

### MAXIMUM EFFICIENCY

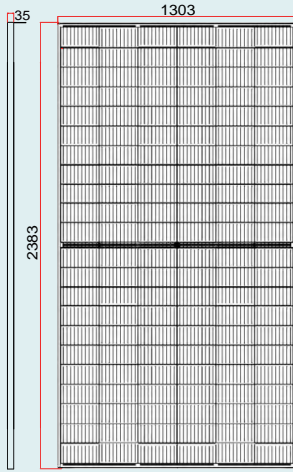
# 22.87%

### POSITIVE POWER TOLERANCE


# 0 ~ +5W



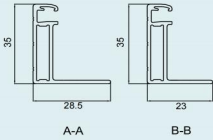
### DIMENSIONS OF PV MODULE (mm)



Front View



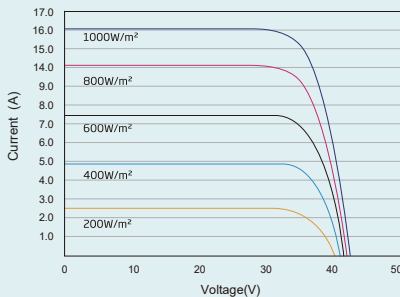
Back View



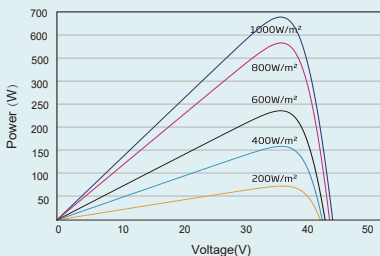
A-A

B-B

### I-V CURVES OF PV MODULE (680W)



### P-V CURVES OF PV MODULE (680W)



### ELECTRICAL DATA (STC)

Peak Power Watts- $P_{MAX}$ (Wp)*	675	680	685	690	695	700	705	710
Power Tolerance- $P_{MAX}$ (W)	0 ~ +5							
Maximum Power Voltage- $V_{MPP}$ (V)	42.25	42.44	42.63	42.82	43.02	43.21	43.40	43.53
Maximum Power Current- $I_{MPP}$ (A)	16.03	16.05	16.09	16.14	16.18	16.23	16.27	16.34
Open Circuit Voltage- $V_{OC}$ (V)	48.84	48.91	48.97	49.04	49.10	49.17	49.24	49.30
Short Circuit Current- $I_{SC}$ (A)	16.91	16.98	17.06	17.14	17.22	17.31	17.39	17.47
Module Efficiency $\eta_m$ (%)	21.74	21.90	22.06	22.22	22.38	22.54	22.70	22.87

STC: Irradiance 1000W/m<sup>2</sup>, Cell Temperature 25°C, Air Mass AM1.5.  
\* Measuring tolerance:  $\pm 3\%$ .

### Electrical characteristics with different rear side power gain

5% Maximum Power- $P_{MAX}$ (Wp)	708.75	714	719.25	724.5	729.75	735	740.25	745.5
5% Module Efficiency $\eta_m$ (%)	22.83	23.0	23.16	23.33	23.5	23.67	23.84	24.01
15% Maximum Power- $P_{MAX}$ (Wp)	776.25	782	787.75	793.5	799.25	805	810.75	816.5
15% Module Efficiency $\eta_m$ (%)	25.0	25.19	25.37	25.55	25.74	25.92	26.11	26.3
25% Maximum Power- $P_{MAX}$ (Wp)	843.75	850	856.25	862.5	868.75	875	881.25	887.5
25% Module Efficiency $\eta_m$ (%)	27.18	27.38	27.58	27.78	27.98	28.18	28.38	28.59

Power Bifaciality: 90 $\pm$ 5%.

### ELECTRICAL DATA (NOCT)

Maximum Power- $P_{MAX}$ (Wp)	566	569	574	578	583	588	592	597
Maximum Power Voltage- $V_{MPP}$ (V)	40.05	40.24	40.43	40.62	40.82	41.01	41.20	41.33
Maximum Power Current- $I_{MPP}$ (A)	14.13	14.15	14.19	14.24	14.28	14.33	14.37	14.44
Open Circuit Voltage- $V_{OC}$ (V)	46.24	46.31	46.37	46.44	46.5	46.57	46.64	46.7
Short Circuit Current- $I_{SC}$ (A)	14.83	14.98	15.06	15.14	15.22	15.31	15.39	15.47

NOCT: Irradiance at 800W/m<sup>2</sup>, Ambient Temperature 20°C, Wind Speed 1m/s.

### MECHANICAL DATA

Solar Cells	Monocrystalline, HJT
Cell Orientation	132 cells (6 x 22)
Module Dimensions	2383 mm x 1303 mm x 35 mm
Weight	38.5 kg
Front Glass	2.0 mm, High Transmission, AR Coated Heat Strengthened Glass
Encapsulant material	POE
Back Glass	2.0 mm, High Transmission, Heat Strengthened Glass
Frame	35 mm Silver, anodized aluminium alloy
J-Box	IP 68 rated (3 bypass diodes)
Cables	Photovoltaic Technology Cable 4.0 mm <sup>2</sup> Portrait: N 300 mm/P 300 mm Length can be customized
Connector	MC4 Compatible

\* Please refer to regional datasheet for specific connector.

### TEMPERATURE RATINGS

NOCT(Nominal Operating Cell Temperature)	43°C ( $\pm 3$ °C)
Temperature Coefficient of $P_{MAX}$	-0.243%/°C
Temperature Coefficient of $V_{OC}$	-0.223%/°C
Temperature Coefficient of $I_{SC}$	0.026 %/°C

(Do not connect Fuse in Combiner Box with two or more strings in parallel connection)

### WARRANTY

30 years Product Warranty
30 years Power Warranty
1% First Year Degradation
0.35% Annual Power Degradation

(Please refer to product warranty for details)

### APPLICATION ENVIRONMENT

Operational Temperature	-40 ~ +85°C
Maximum System Voltage	1500VDC
Max Series Fuse Rating	(IEC) 35A
Mechanical Performance	P 5400 Pa/N 2400 Pa

### PACKAGING CONFIGURATION

Modules per pallet:	31 pieces
Modules per 40' container:	558 pieces



CAUTION: READ SAFETY AND INSTALLATION INSTRUCTIONS BEFORE USING THE PRODUCT.

© 2023 Maysun Solar All rights reserved.

Specifications included in this datasheet are subject to change without notice.

Website: [www.maysunsolar.com](http://www.maysunsolar.com)